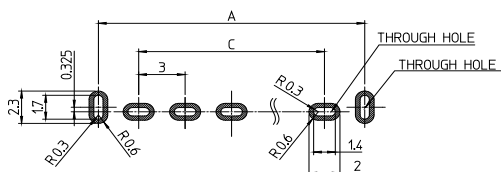
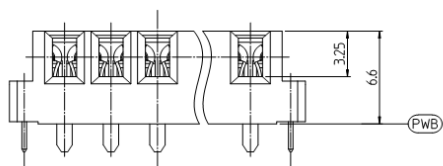
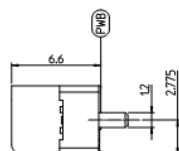
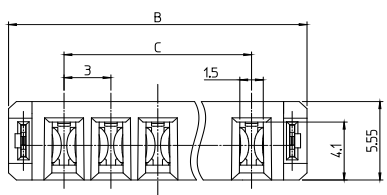
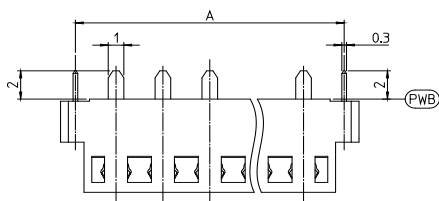


Yokowo SPRING LOADED CONNECTOR

Two Piece Blade Connector_3-5Pin_3.0mm Pitch_Through Hole Series

Basic Specification

Rated Current :	AC/DC 12V, 3A
Contact Resistance :	30mΩ MAX
Operational Temp. :	-40°C~+85°C
Operational Durability :	2,000cycles
Floating Amount :	± 0.5mm



REFERENCE LAND PATTERN

Number of Contact	Rated Current	Dim.(mm)				Part Number	Compatible Product
		Pitch	A	B	C		
3	3.0A	3.0	11.2	13.1	6	TBR-6632F-3-30-0000	TBP-4725F-3-30-0000
4	3.0A	3.0	14.2	16.1	9	TBR-6632F-4-30-0000	TBP-4725F-4-30-0000
5	3.0A	3.0	17.2	19.1	12	TBR-6632F-5-30-0000	TBP-4725F-5-30-0000

Electrical Characteristic

Rated Current :	AC/DC 12V, 3A
Contact Resistance :	30mΩ MAX
Insulation Resistance :	100M Ω MIN
Dielectric Strength :	3mA (MAX) leakage

Mechanical Characteristics

Terminal pulling off force : Apply 2N static load on the terminal in axis direction for 1minute.

Insertion force : Measure the peak insertion force of initial condition.

Two Piece Blade Connector_3-5Pin_3.0mm Pitch_Through Hole Series

Other Characteristic

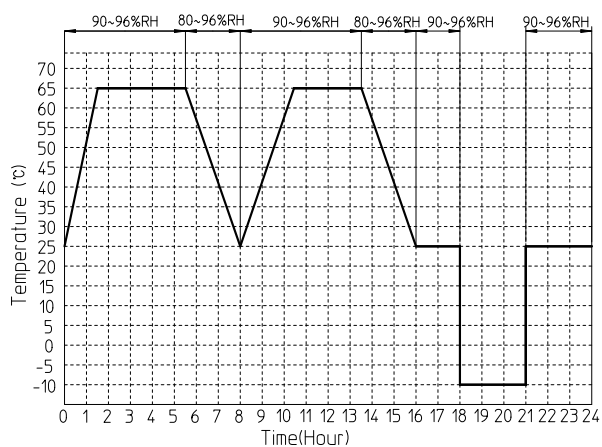
Low Temp. Durability :	Store in temp $-40^{\circ}\text{C} \pm 3^{\circ}\text{C}$ for 96 hours, then leaves in the ambient temperature for 1 hour.
High Temp. Durability :	Store in temp $+85^{\circ}\text{C} \pm 2^{\circ}\text{C}$ for 96 hours, then leaves in the ambient temperature for 1 hour.
Humidity Durability :	Store in temp $+60^{\circ}\text{C} \pm 2^{\circ}\text{C}$ with humidity of 90 to 95% for 96 hours, then leave in the ambient temperature for 1 hour.
Temp. And Humidity Cycle Test :	Repeat 10 continuous temperature and humidity cycles that shown on Fig 1, then leave in the ambient temperature for 1 hour.
Temp. Cycle Test :	Repeat 5 continuous temperature cycles that shown on Table 1, then leave in the ambient temperature for 1 hour.
Anti-corrosion(Salt Water Spray) :	Spay saline water for 48hours. (Density : $5 \pm 1\%$ salt by weight, Temp : $35 \pm 2^{\circ}\text{C}$) After that, clean in lukewarm water and dry. Then leave in ambient temperature for 1 hour.
Vibration Test :	Connect each connector terminal in series and conducting 0.1A current. After that, apply the shock specified below. Amplitude : 1.5mm or 10G Sweeping cycle : 10~55~10Hz for 1min. Duration of test : 2hours for each of X, Y, Z axis.
Shock Test :	Connect each connector terminal in series and conducting 0.1A current. After that, apply the shock specified below. Acceleration rate : 50G(490m/s^2), half sine pulse Operation time : 11msec Duration : 3shocks in each X, Y, Z, axis both in negative and positive direction. (18shocks)
Soldering Heat Resistance :	Solder the each soldering terminal by soldering bit for the maximum of 3seconds at a temperature of 350degC.

Two Piece Blade Connector_3-5Pin_3.0mm Pitch_Through Hole Series

Table 1. Temperature Cycle

Step	Temperature(°C)	Time(minites)
1	-40 ± 3	30 - 35
2	5 - 35	10 - 15
3	85 ± 2	30 - 35
4	5 - 35	10 - 15

Fig 1. Temp. and Humidity Cycle



- The specifications shown in this catalogue are subject to change without notice.
- Storage conditions: 35days max in room temperature