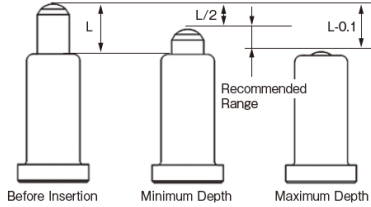


Yokowo SPRING LOADED CONNECTOR

Product Guide Line

Working Height Tolerance (in the direction of pin stroke)

The recommended working height, into which the pin is compressed, is as follows.

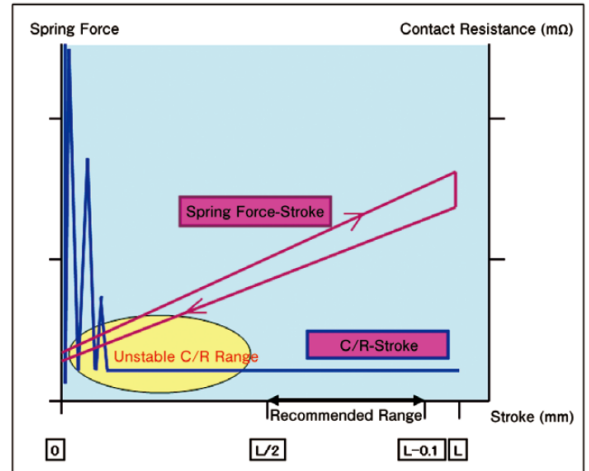
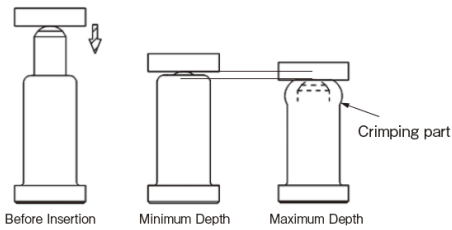


Minimum Depth

Be sure to insert more than half of the projecting portion (L mm). If it is not inserted deeply enough, the contact resistance may be unstable.

Maximum Depth

Be careful not to over insert the pin. The shoulder portion of the tube may become damaged, and cause the pin to not decompress.

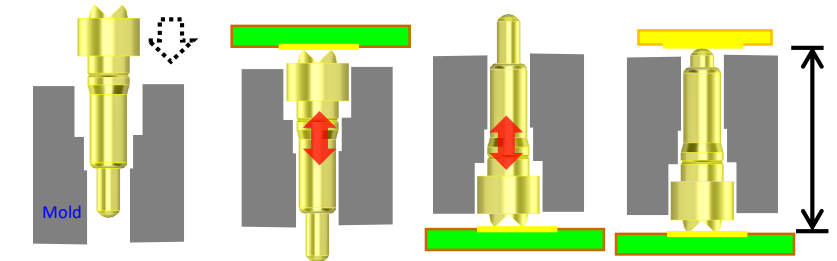
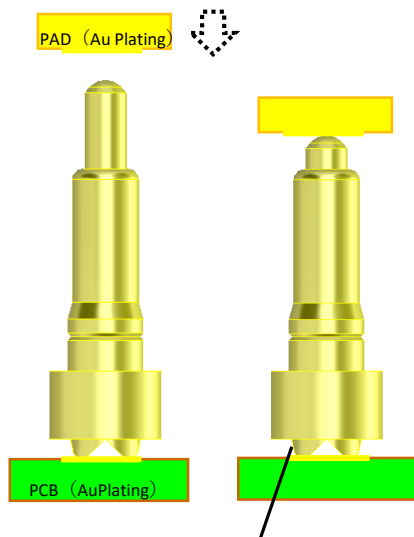


Use Image

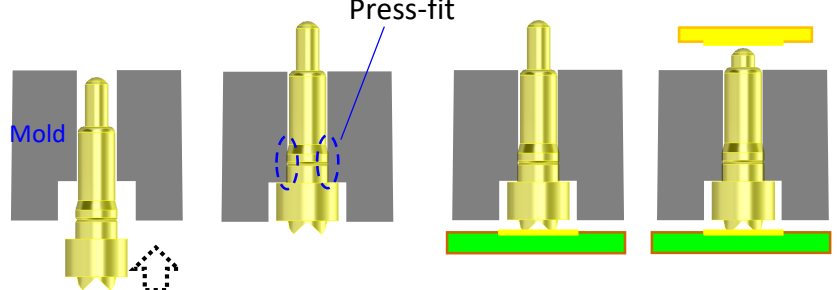
1. Floating

Fixed the bottom plate first.

*Float the body of Pogo-pin.



2. Press-fit



Multiple points of contact make high contact reliability despite low spring force.

Product Guide Line

Counterpart Terminal (Female Side Connector)

The recommended counterpart terminal is described below.

Outline of Counterpart Terminal

Be sure to use a counterpart terminal that is $\phi 2\text{mm}$ or larger, in order to consider the misalignment of contacts, mounting misalignment, and misalignment after mating.

Misalignment of Contacts = Product's Pitch Tolerance (0.1mm) + Pin Deflection (0.2mm) + Part's Tolerance (0.05mm)

Mounting Misalignment = 0.3mm

Misalignment after Mating = 0.3mm

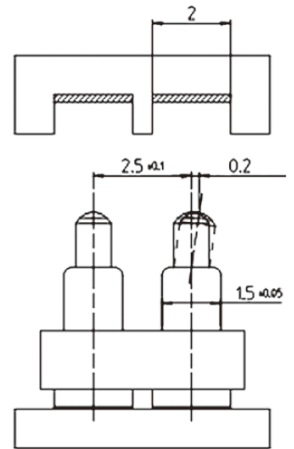
Materials, Roughness, and Hardness of the Counterpart Terminal

The recommended material of the counterpart terminal is brass plate, copper alloy plate, or substrate.

The contact surface must be flat, smooth, and gold-plated.

Plating for the Counterpart Terminal

The recommended plating for the counterpart terminal is "Gold plating of at least $1\mu\text{m}$ over Nickel underplate," which is equivalent to the plating applied for pins of SPC products.



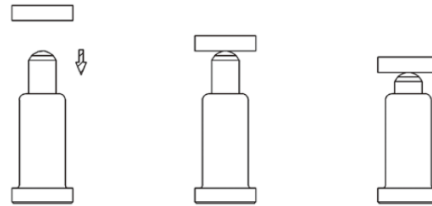
How to Mate the Pin with the Counterpart Terminal

Please note the following when mating the SPC with counterpart terminal.

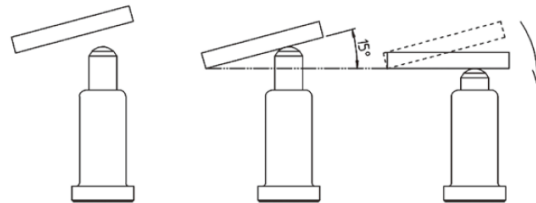
Method of Fitting

Be sure to fit the pin into the counterpart terminal vertically.

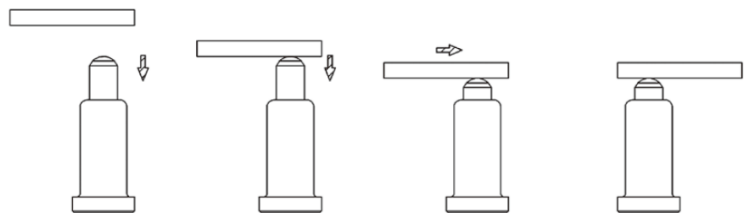
If fitting from the lateral side of the SPC, the SPC may become deformed and cause poor contact resistance.



When fitting from an oblique angle, make sure that the angle between the two is smaller than 15 degrees at the time of contact. Be sure not to repeat mating more than 2,000 times in this way.



Do not slide the counterpart terminal on the pin. The plating on the top end of the pin may scratch off, and this will lead to poor contact resistance.



Allowable Angle with the Counterpart Terminal

Be sure to keep the angle between the counterpart terminal and SPC from 85 degrees to 95 degrees (within the range of ± 5 degrees vertically).

