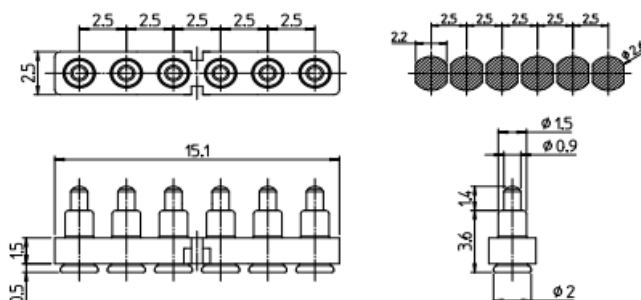


Pogo Pin Connectors_6Pin_2.5mm Pitch_SMD Vertical Series

Basic Specification

Part Number :	S-J-3614H-6-25-0000
Rated Current :	2A
Rated Voltage :	AC/DC12V
Contact Resistance:	50mΩmax
Operation Temp. :	-40°C~+85°C
Pin Strength :	9.8N on a pin from any direction
Cycle Durability:	20,000 times



Electrical Characteristic

Rated Current :	AC/DC 12V 2A
Contact Resistance :	50mΩ
Insulation Resistance :	100M Ω MIN
Dielectric Strength :	3mA (MAX) leakage

Mechanical Characteristics

Pin Force :	1.08N ± 0.25N
Pin Strength :	9.8N force on pin from any direction for 1min.
Pin Pulling Force :	4.9N force on a pin from axis direction for 1 min.

Other Characteristic

Operational Durability :	20,000 cycles
Low Temp. Durability :	Store in temp. -40°C ± 3°C for 96 hours then ,leaves in the ambient temperature. for 1 hour.

High Temp. Durability :	Store in temp. +85°C ± 2°Cfor 96 hours then ,leaves in the ambient temperature. for 1 hour.
--------------------------------	--

Humidity Durability :	Store in temp. +60°C ± 2°C with humidity of 90~95% for 96 hours, then leave in the ambient temperature for 1 hours.
------------------------------	--

Temp. Cycle Test :	Cycle 5 times (Table1. shows test condition for 1cycle) Leave in the ambient temp. for 1 hour.
---------------------------	---

Temp. And Humidity Cycle Test :	10 times of a cycle test based on JIS C60068-2-38.
--	---

Pogo Pin Connectors_6Pin_2.5mm Pitch_SMD Vertical Series

Other Characteristic

Anti-corrosion(Salt Water Spray) : The electrical performance shall be measured after continuous spray of salt water with $5 \pm 1\%$ density and $35 \pm 2^{\circ}\text{C}$ temperature for 48 hours, cleaning with lukewarm water and dry, and leaving in ambient temperature for 1 hours.

Vibration Test : Connect each connector pin in series, conducting current of 0.1A.
After that , the vibration described below is added.
* Amplitude 1.5mm
* Sweeping cycle 10~55~10Hz/minute
* Duration of test: 2hrs for each of X,Y,Z axis.

Shock Test : Connect each connector pin in series, conducting current of 0.1A.
After that , the shock described below is added.
* Accelerating rate: 490m/s^2
* Operating time of the test: 11ms
* The number of operating times: 3shocks at X,Y,Z axis both In negative and positive direction.

Heat Resistance : The electrical performance shall be measured in ambient temperature after soldering in accordance with the reflow profile Fig 2.

Table 1. Temperature Cycle

Step	Temperature($^{\circ}\text{C}$)	Time(minites)
1	-40 ± 3	30 - 35
2	5 - 35	10 - 15
3	85 ± 2	30 - 35
4	5 - 35	10 - 15

Fig 1. Temp. and Humidity Cycle

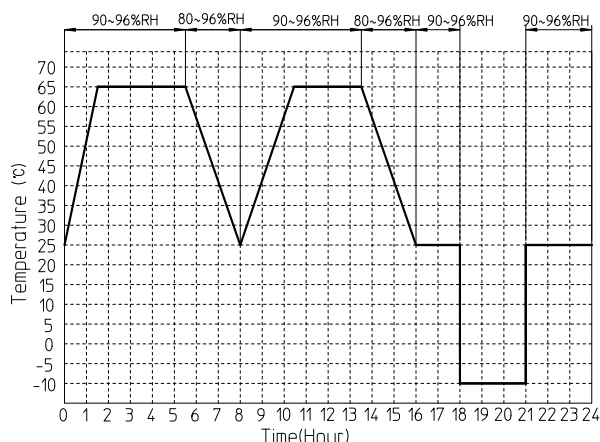
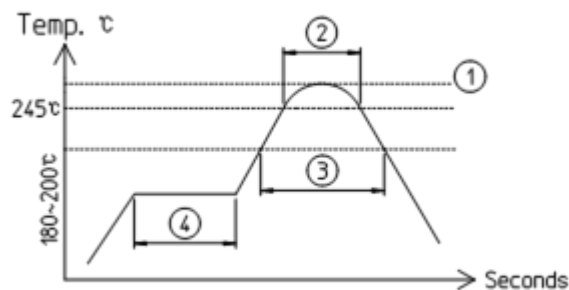


Fig 2. Reflow Profile



- ① MAX Temp. 250°C
- ② Peak time (245°C): 10sec. MAX
- ③ 220°C time: 80sec.
- ④ 190°C ± 10°C time: 120sec. ± 30sec.

- The specifications shown in this catalogue are subject to change without notice.
- Storage conditions: 35days max in room temperature